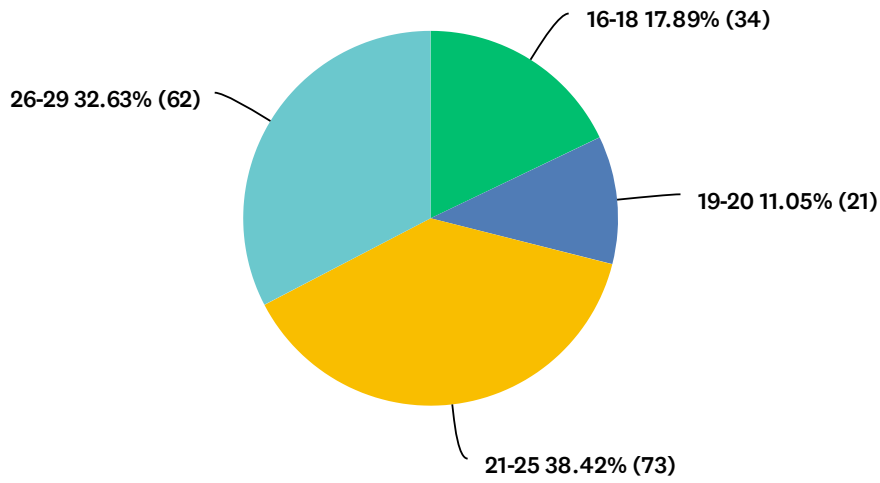


## Q1 How old are you?

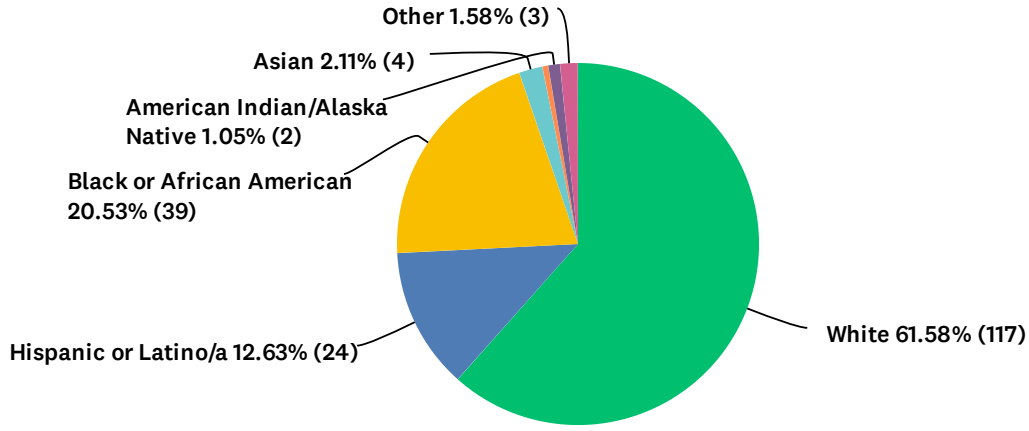
Answered: 190 Skipped: 0



ANSWER CHOICES	RESPONSES	
16-18	17.89%	34
19-20	11.05%	21
21-25	38.42%	73
26-29	32.63%	62
TOTAL		190

## Q2 Please specify your race/ethnic origin:

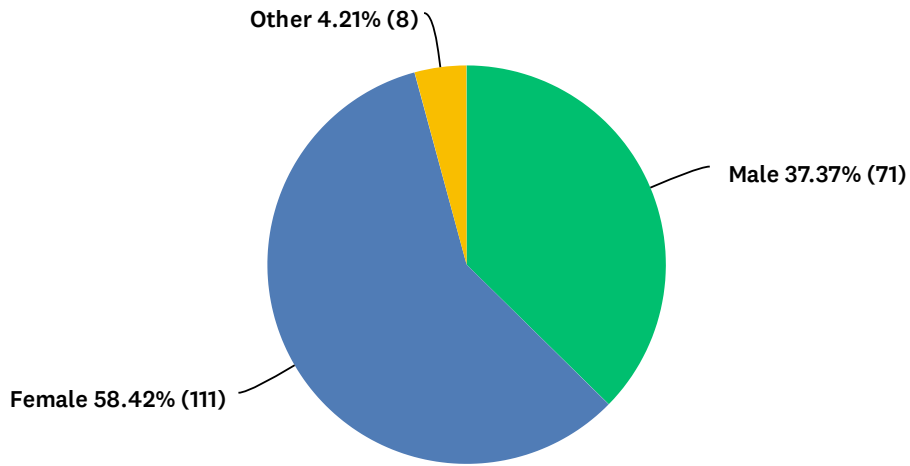
Answered: 190 Skipped: 0



ANSWER CHOICES	RESPONSES	
White	61.58%	117
Hispanic or Latino/a	12.63%	24
Black or African American	20.53%	39
Asian	2.11%	4
Native Hawaiian/other Pacific Islander	0.53%	1
American Indian/Alaska Native	1.05%	2
Other	1.58%	3
<b>TOTAL</b>		<b>190</b>

### Q3 Please specify your gender:

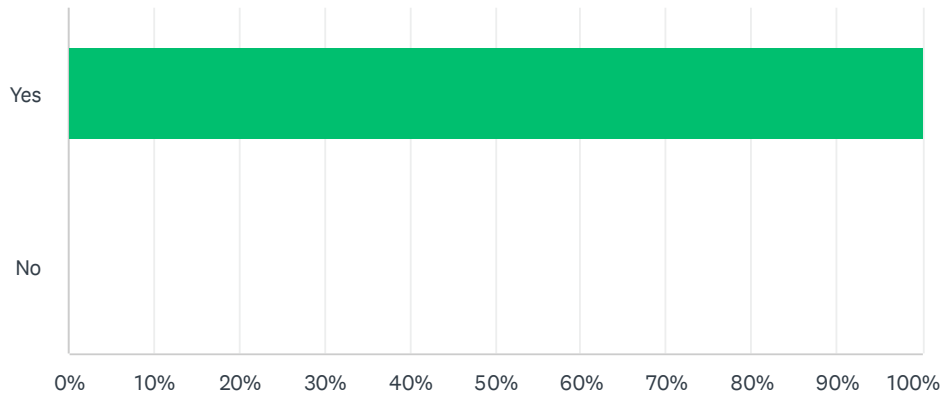
Answered: 190 Skipped: 0



ANSWER CHOICES	RESPONSES	
Male	37.37%	71
Female	58.42%	111
Other	4.21%	8
TOTAL		190

Q4 Are you a resident of Chesterfield County for most of the year? (Select "yes" if you are a resident of Chesterfield County, but are attending school in a different location)

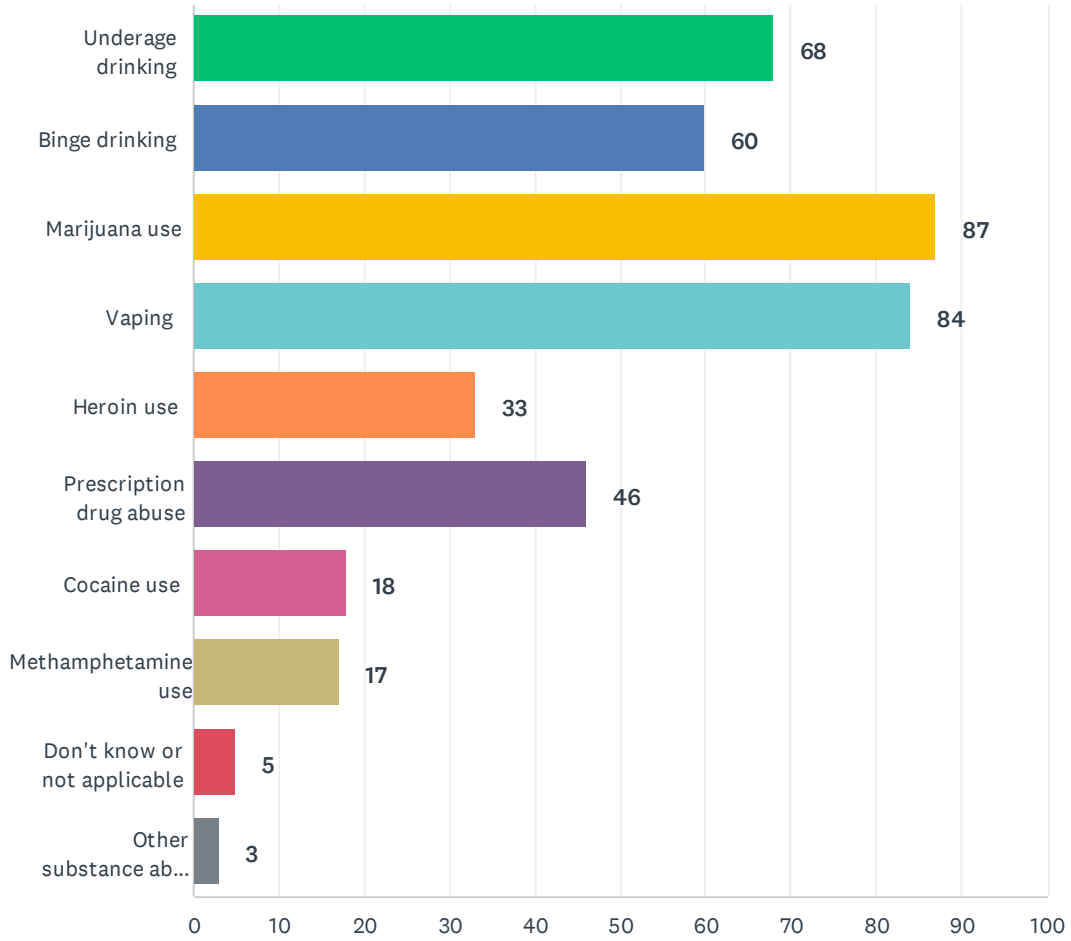
Answered: 190 Skipped: 0



ANSWER CHOICES	RESPONSES	
Yes	100.00%	190
No	0.00%	0
TOTAL		190

### Q5 In your opinion, what are the three biggest substance abuse issues in your community for young adults aged 16-29? (Please select top 3):

Answered: 152 Skipped: 38

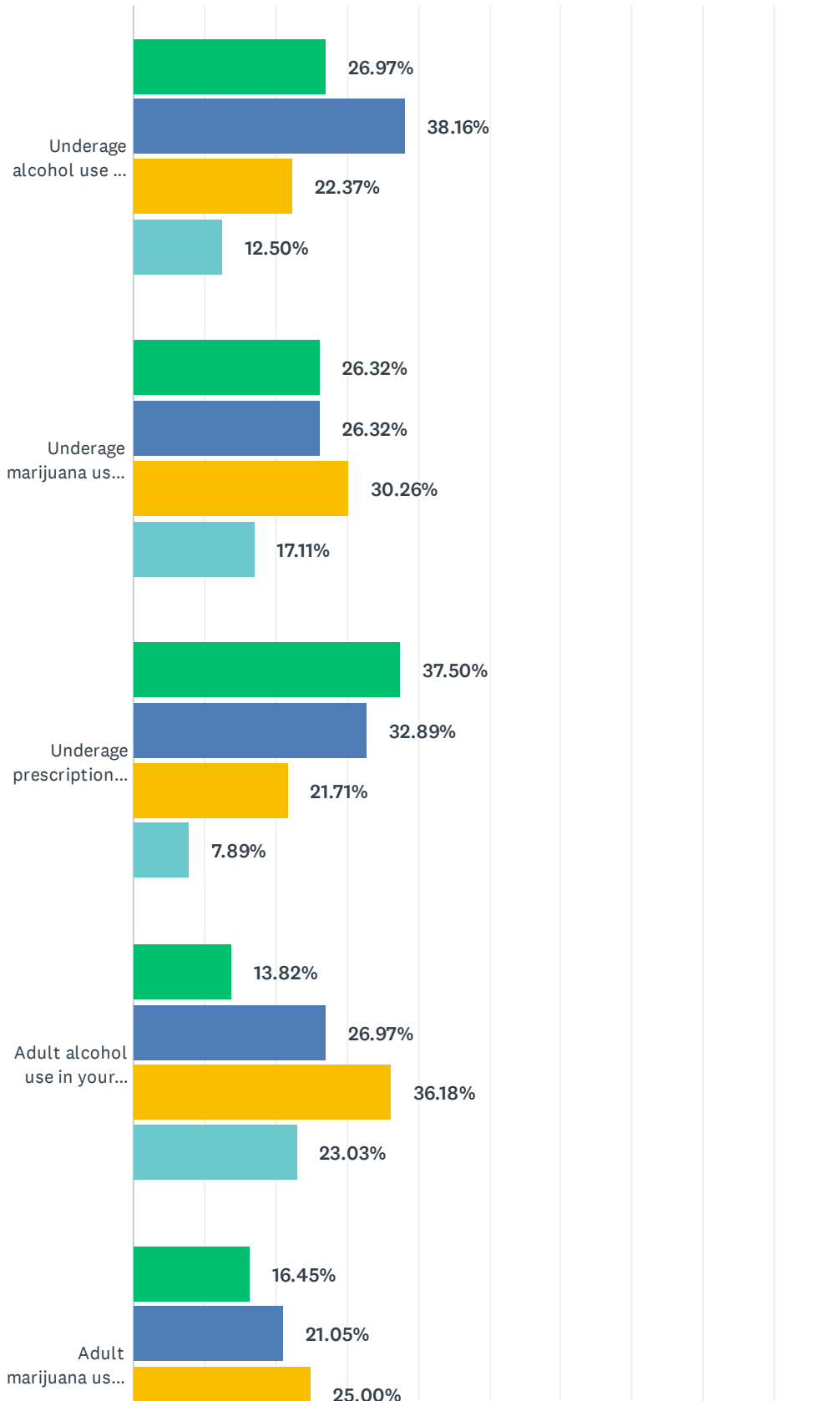


## 2023 SAFE Young Adult Survey

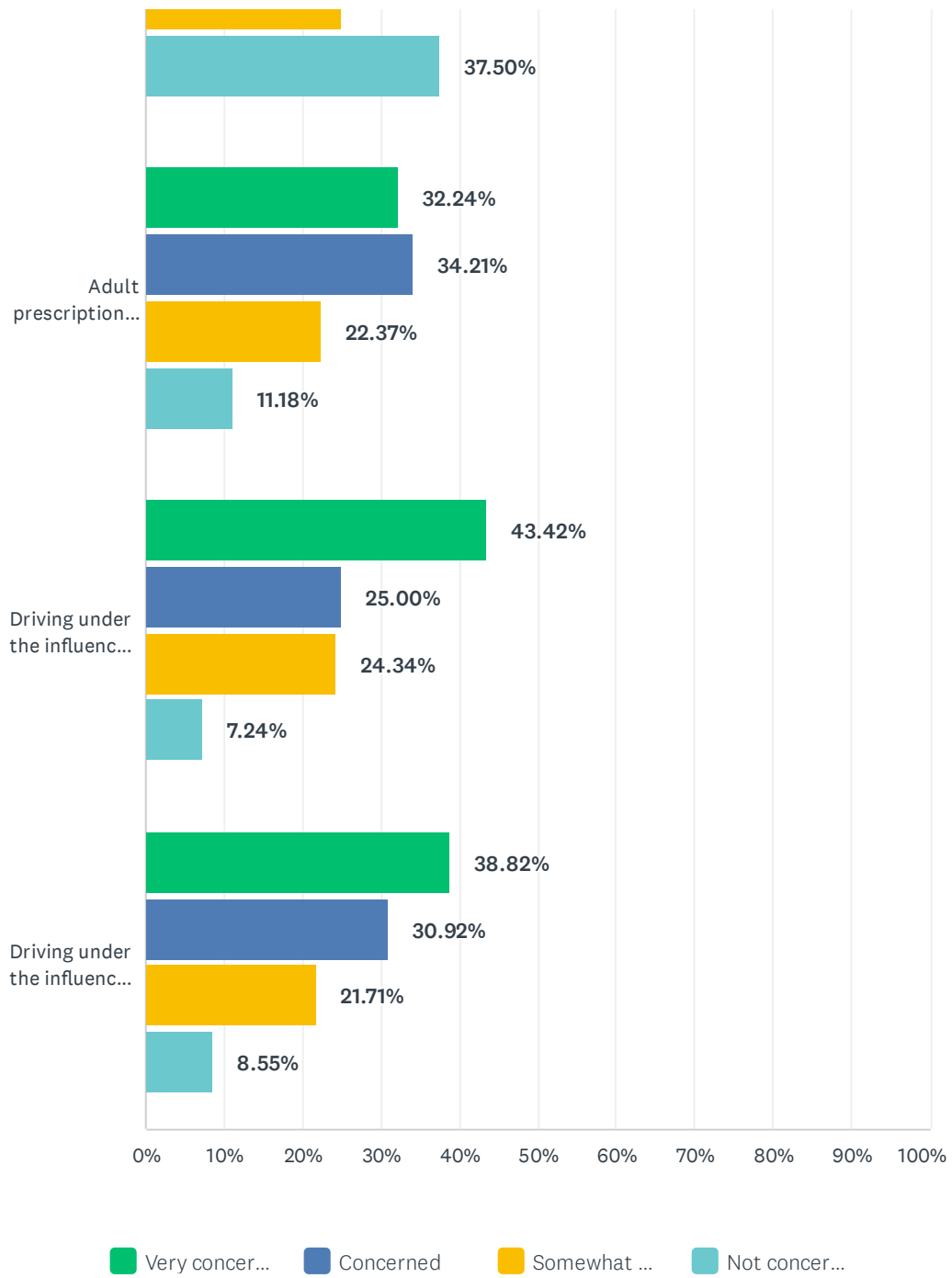
ANSWER CHOICES	RESPONSES	
Underage drinking	44.74%	68
Binge drinking	39.47%	60
Marijuana use	57.24%	87
Vaping	55.26%	84
Heroin use	21.71%	33
Prescription drug abuse	30.26%	46
Cocaine use	11.84%	18
Methamphetamine use	11.18%	17
Don't know or not applicable	3.29%	5
Other substance abuse (e.g., inhalants, steroids, synthetics, club drugs, hallucinogens, etc.):	1.97%	3
Total Respondents: 152		

## Q6 How concerned are you with the following:

Answered: 152 Skipped: 38



# 2023 SAFE Young Adult Survey



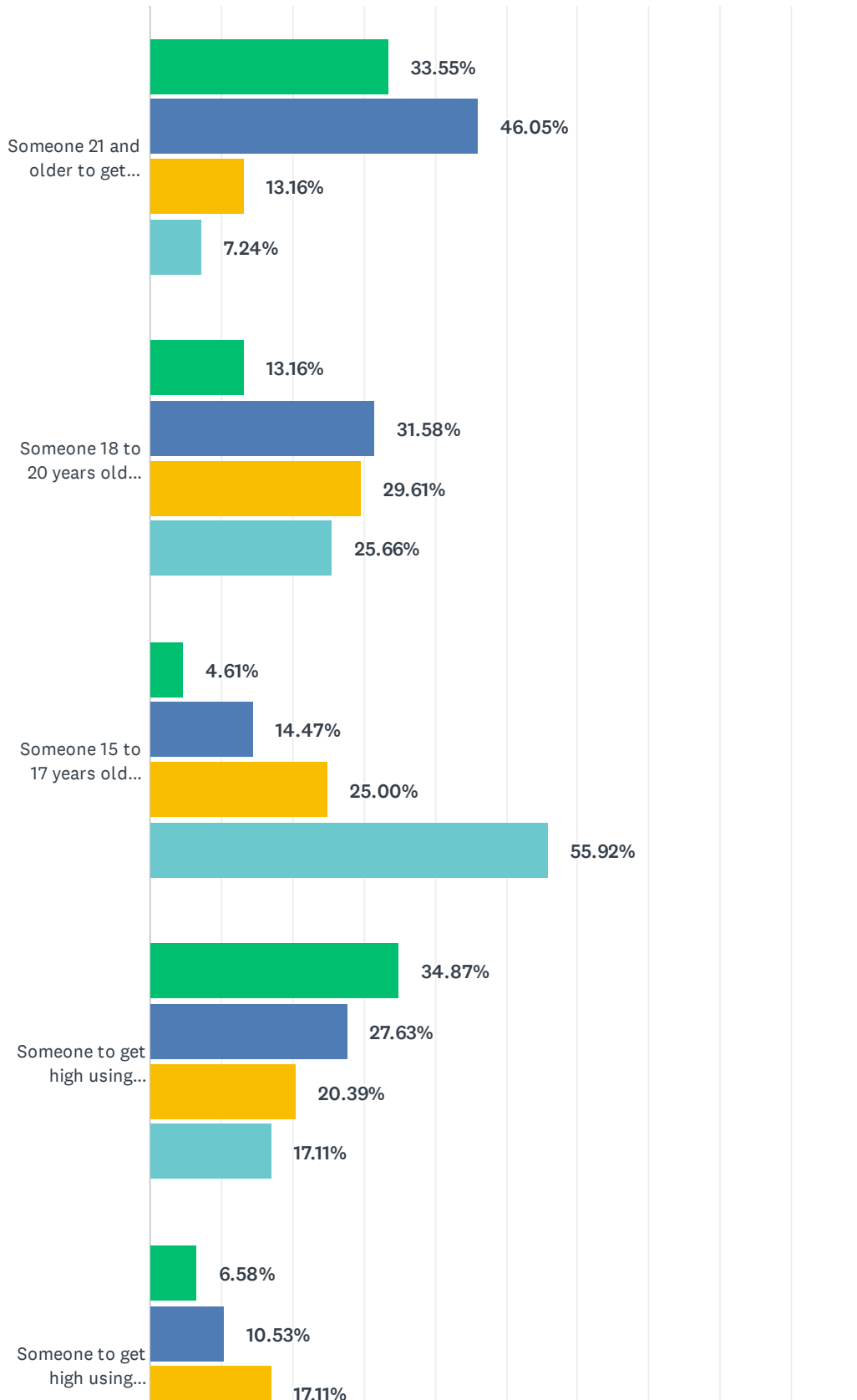


2023 SAFE Young Adult Survey

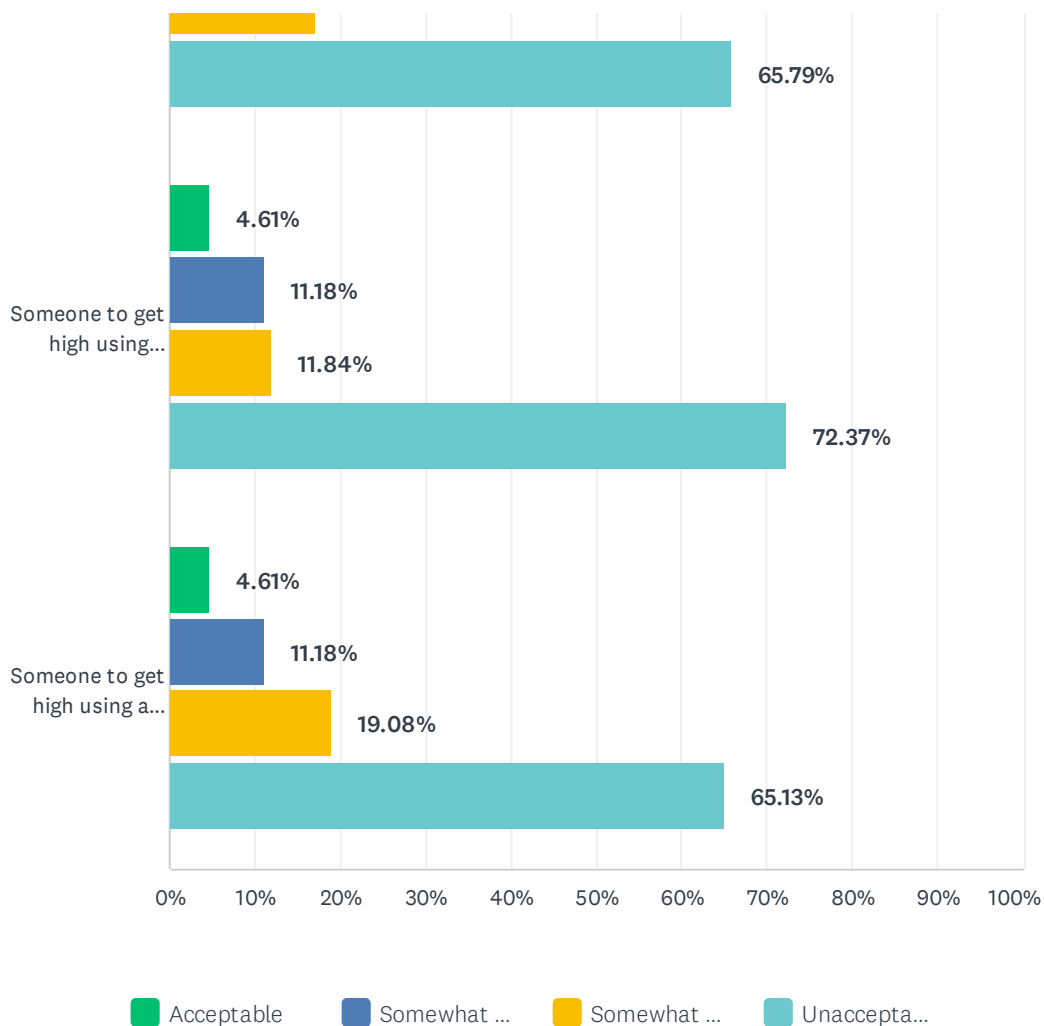
	VERY CONCERNED	CONCERNED	SOMEWHAT CONCERNED	NOT CONCERNED AT ALL	TOTAL	WEIGHTED AVERAGE
Underage alcohol use in your community?	26.97% 41	38.16% 58	22.37% 34	12.50% 19	152	2.20
Underage marijuana use in your community?	26.32% 40	26.32% 40	30.26% 46	17.11% 26	152	2.38
Underage prescription drug abuse in your community?	37.50% 57	32.89% 50	21.71% 33	7.89% 12	152	2.00
Adult alcohol use in your community?	13.82% 21	26.97% 41	36.18% 55	23.03% 35	152	2.68
Adult marijuana use in your community?	16.45% 25	21.05% 32	25.00% 38	37.50% 57	152	2.84
Adult prescription drug abuse in your community?	32.24% 49	34.21% 52	22.37% 34	11.18% 17	152	2.13
Driving under the influence of alcohol in your community?	43.42% 66	25.00% 38	24.34% 37	7.24% 11	152	1.95
Driving under the influence of any other substance in your community (marijuana, heroin, prescription drugs, etc.)?	38.82% 59	30.92% 47	21.71% 33	8.55% 13	152	2.00

## Q7 In your opinion, how acceptable do you think it is for:

Answered: 152 Skipped: 38



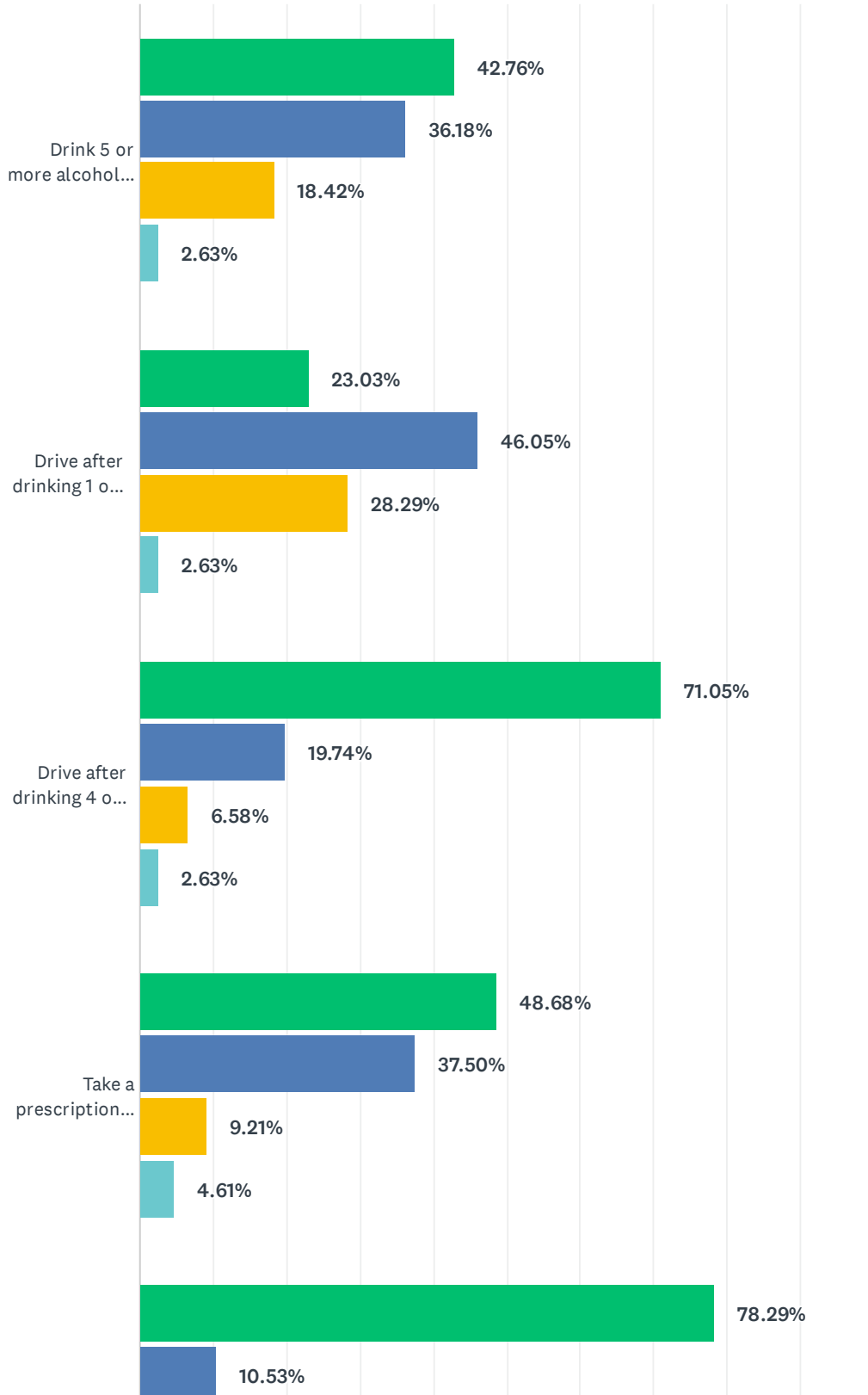
## 2023 SAFE Young Adult Survey



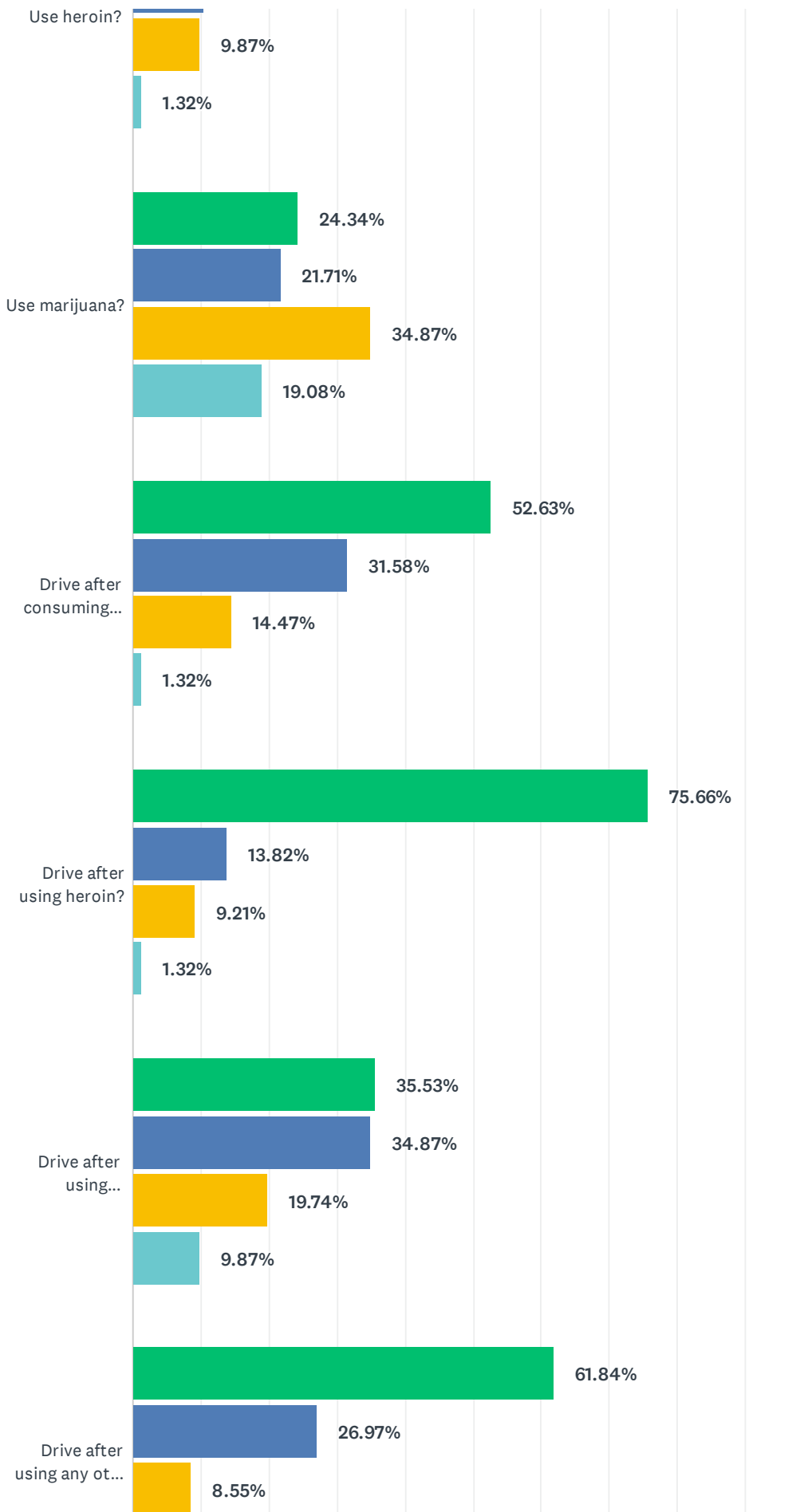
	ACCEPTABLE	SOMEWHAT ACCEPTABLE	SOMEWHAT UNACCEPTABLE	UNACCEPTABLE	TOTAL	WEIGHTED AVERAGE
Someone 21 and older to get drunk	33.55% 51	46.05% 70	13.16% 20	7.24% 11	152	1.94
Someone 18 to 20 years old to get drunk	13.16% 20	31.58% 48	29.61% 45	25.66% 39	152	2.68
Someone 15 to 17 years old to get drunk	4.61% 7	14.47% 22	25.00% 38	55.92% 85	152	3.32
Someone to get high using marijuana	34.87% 53	27.63% 42	20.39% 31	17.11% 26	152	2.20
Someone to get high using prescription drugs	6.58% 10	10.53% 16	17.11% 26	65.79% 100	152	3.42
Someone to get high using heroin	4.61% 7	11.18% 17	11.84% 18	72.37% 110	152	3.52
Someone to get high using any other drug not listed above	4.61% 7	11.18% 17	19.08% 29	65.13% 99	152	3.45

# Q8 How much do you think people risk harming themselves physically or in other ways when they do the following:

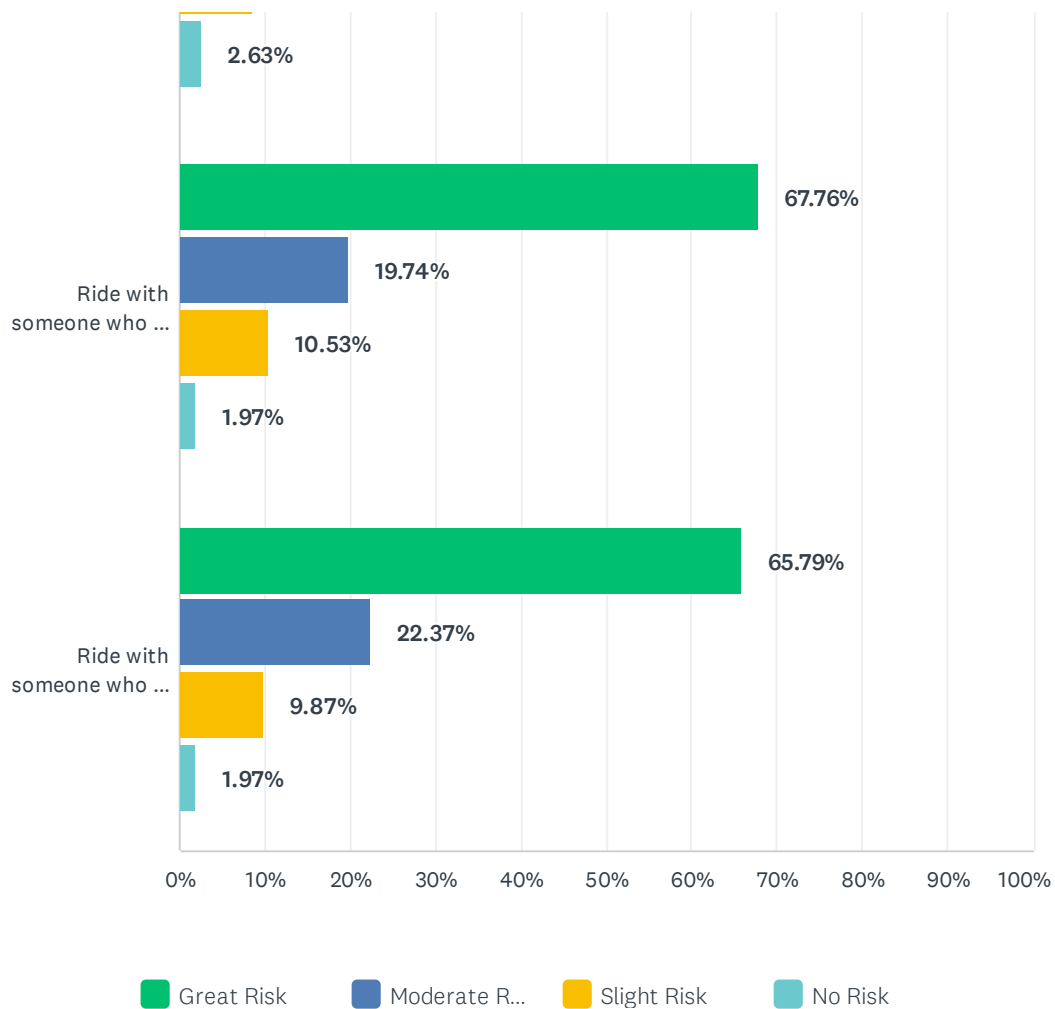
Answered: 152 Skipped: 38



# 2023 SAFE Young Adult Survey



# 2023 SAFE Young Adult Survey

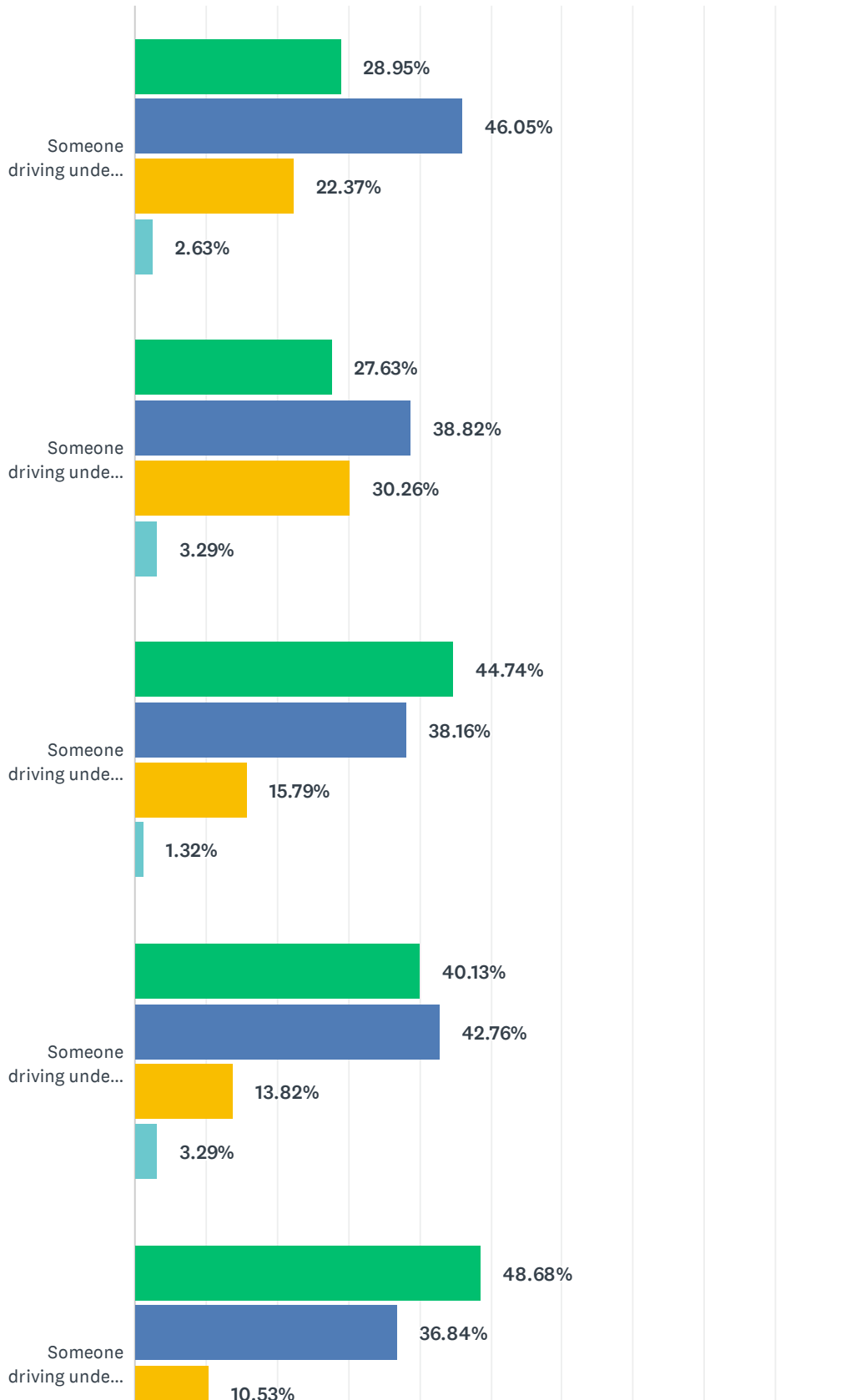


2023 SAFE Young Adult Survey

	GREAT RISK	MODERATE RISK	SLIGHT RISK	NO RISK	TOTAL	WEIGHTED AVERAGE
Drink 5 or more alcoholic drinks if male, or 4 or more alcoholic drinks if female, on one occasion (1 drink = 12 ounces of beer, 5 ounces of wine, or 1.5 ounces of hard liquor)?	42.76% 65	36.18% 55	18.42% 28	2.63% 4	152	1.81
Drive after drinking 1 or 2 drinks of alcohol?	23.03% 35	46.05% 70	28.29% 43	2.63% 4	152	2.11
Drive after drinking 4 or 5 drinks of alcohol?	71.05% 108	19.74% 30	6.58% 10	2.63% 4	152	1.41
Take a prescription drug ONLY for the experience, feeling it caused, or to get high?	48.68% 74	37.50% 57	9.21% 14	4.61% 7	152	1.70
Use heroin?	78.29% 119	10.53% 16	9.87% 15	1.32% 2	152	1.34
Use marijuana?	24.34% 37	21.71% 33	34.87% 53	19.08% 29	152	2.49
Drive after consuming prescription drugs?	52.63% 80	31.58% 48	14.47% 22	1.32% 2	152	1.64
Drive after using heroin?	75.66% 115	13.82% 21	9.21% 14	1.32% 2	152	1.36
Drive after using marijuana?	35.53% 54	34.87% 53	19.74% 30	9.87% 15	152	2.04
Drive after using any other drug than the ones listed above?	61.84% 94	26.97% 41	8.55% 13	2.63% 4	152	1.52
Ride with someone who has been drinking?	67.76% 103	19.74% 30	10.53% 16	1.97% 3	152	1.47
Ride with someone who is under the influence of drugs (prescription drugs, heroin, marijuana, etc.)?	65.79% 100	22.37% 34	9.87% 15	1.97% 3	152	1.48

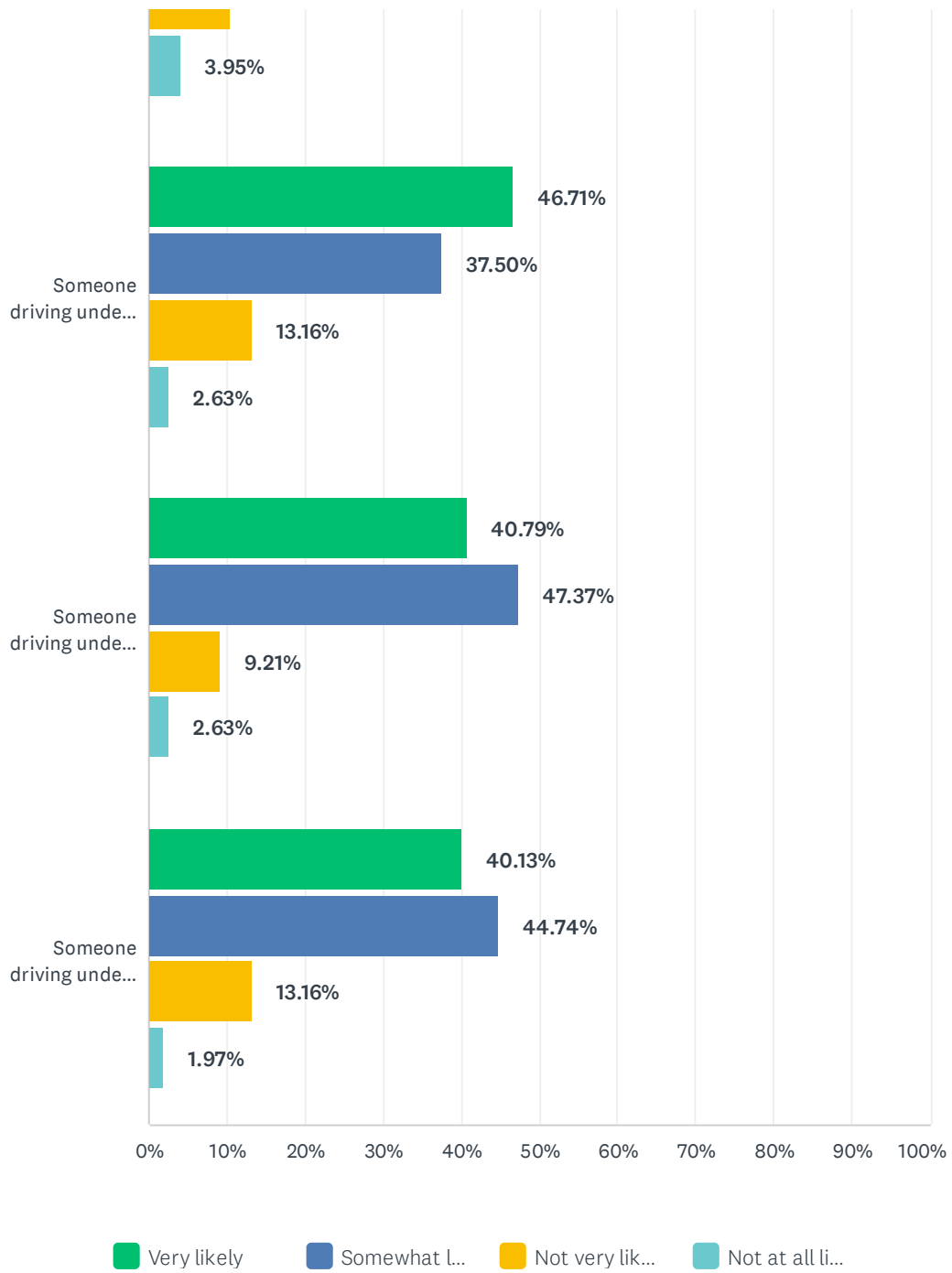
### Q9 In your community, how likely is it that:

Answered: 152 Skipped: 38





# 2023 SAFE Young Adult Survey

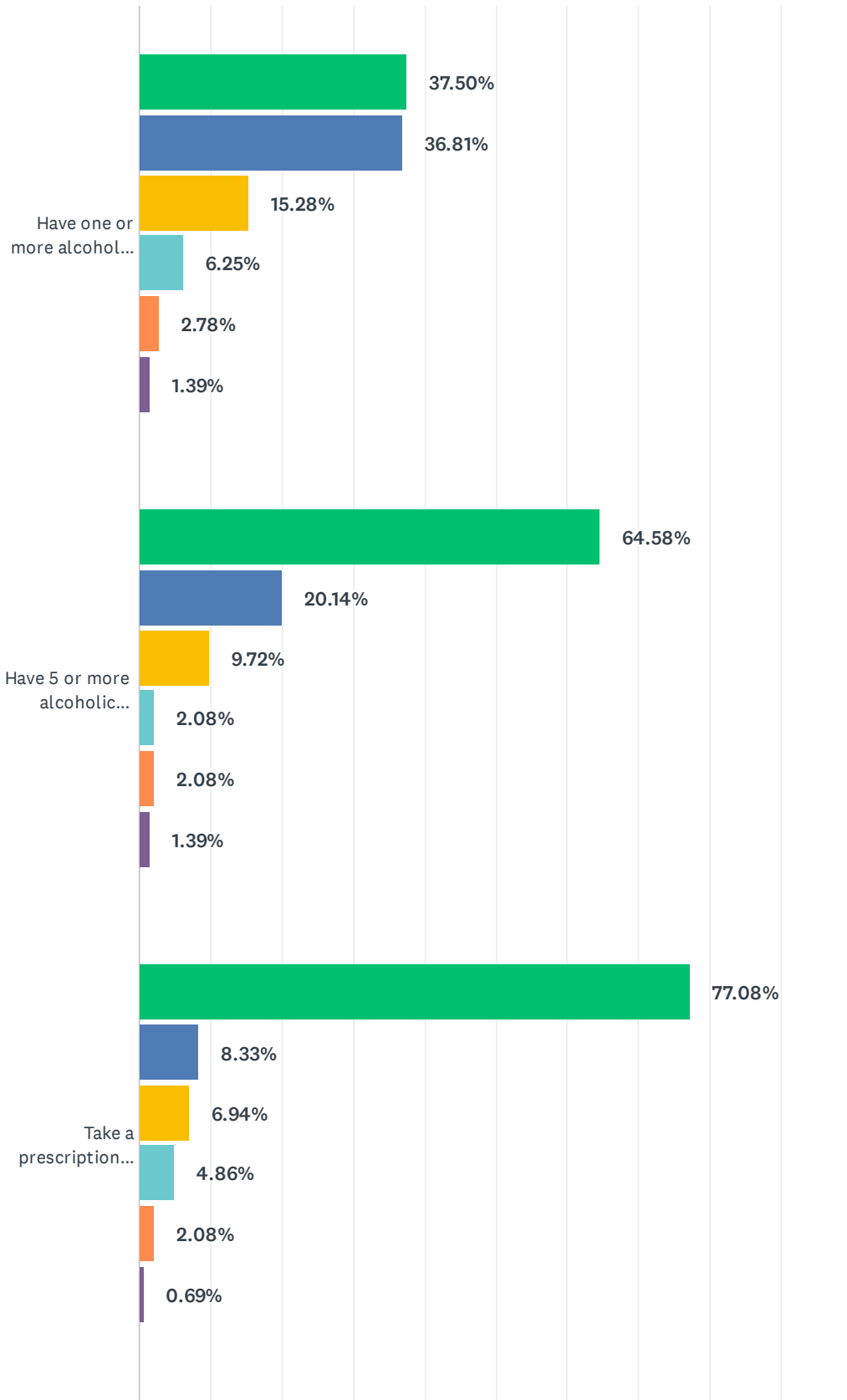


2023 SAFE Young Adult Survey

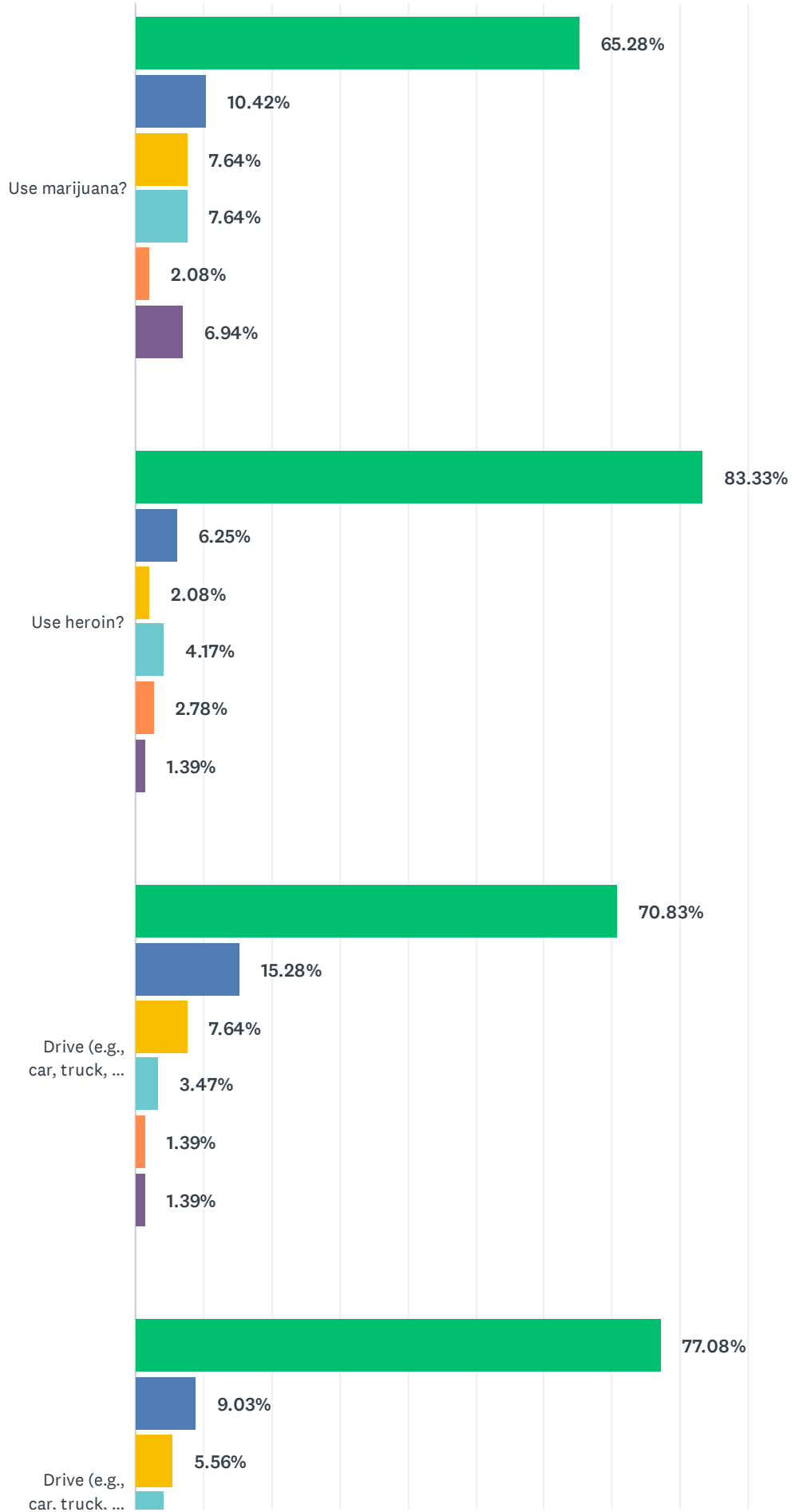
	VERY LIKELY	SOMEWHAT LIKELY	NOT VERY LIKELY	NOT AT ALL LIKELY	TOTAL	WEIGHTED AVERAGE
Someone driving under the influence of alcohol would be stopped by law enforcement?	28.95% 44	46.05% 70	22.37% 34	2.63% 4	152	1.99
Someone driving under the influence of drugs (prescription drugs, marijuana, heroin, etc.) would be stopped by law enforcement?	27.63% 42	38.82% 59	30.26% 46	3.29% 5	152	2.09
Someone driving under the influence of alcohol would be arrested?	44.74% 68	38.16% 58	15.79% 24	1.32% 2	152	1.74
Someone driving under the influence of drugs (prescription drugs, marijuana, heroin, etc.) would be arrested?	40.13% 61	42.76% 65	13.82% 21	3.29% 5	152	1.80
Someone driving under the influence of alcohol would be charged with a DUI?	48.68% 74	36.84% 56	10.53% 16	3.95% 6	152	1.70
Someone driving under the influence of drugs (prescription drugs, marijuana, heroin, etc.) would be charged with a DUID?	46.71% 71	37.50% 57	13.16% 20	2.63% 4	152	1.72
Someone driving under the influence of alcohol will get into an alcohol related crash?	40.79% 62	47.37% 72	9.21% 14	2.63% 4	152	1.74
Someone driving under the influence of drugs (prescription drugs, marijuana, heroin, etc.) will get into a crash?	40.13% 61	44.74% 68	13.16% 20	1.97% 3	152	1.77

### Q10 During the past 30 days, on how many days did you:

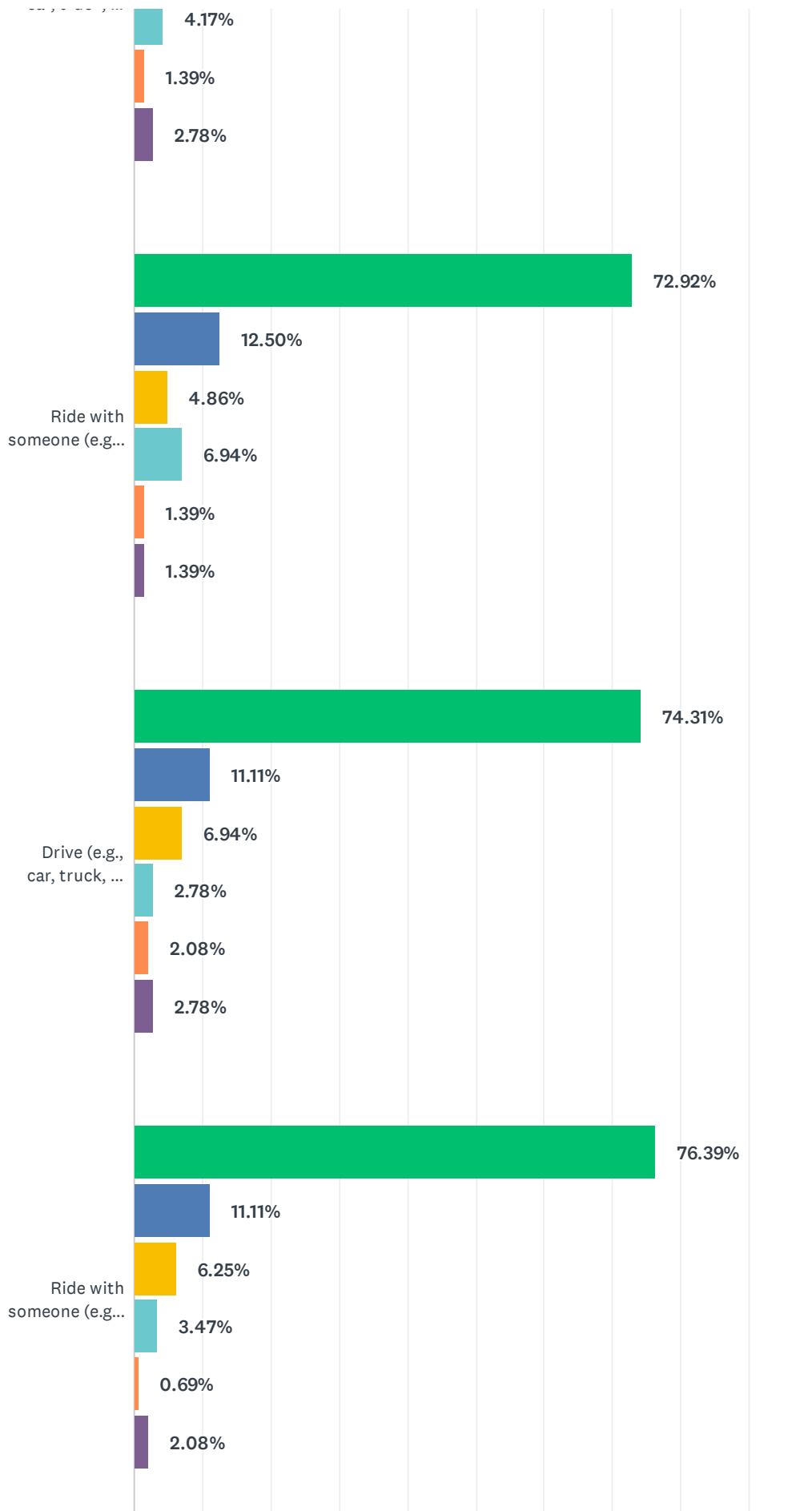
Answered: 144 Skipped: 46



# 2023 SAFE Young Adult Survey



# 2023 SAFE Young Adult Survey



## 2023 SAFE Young Adult Survey

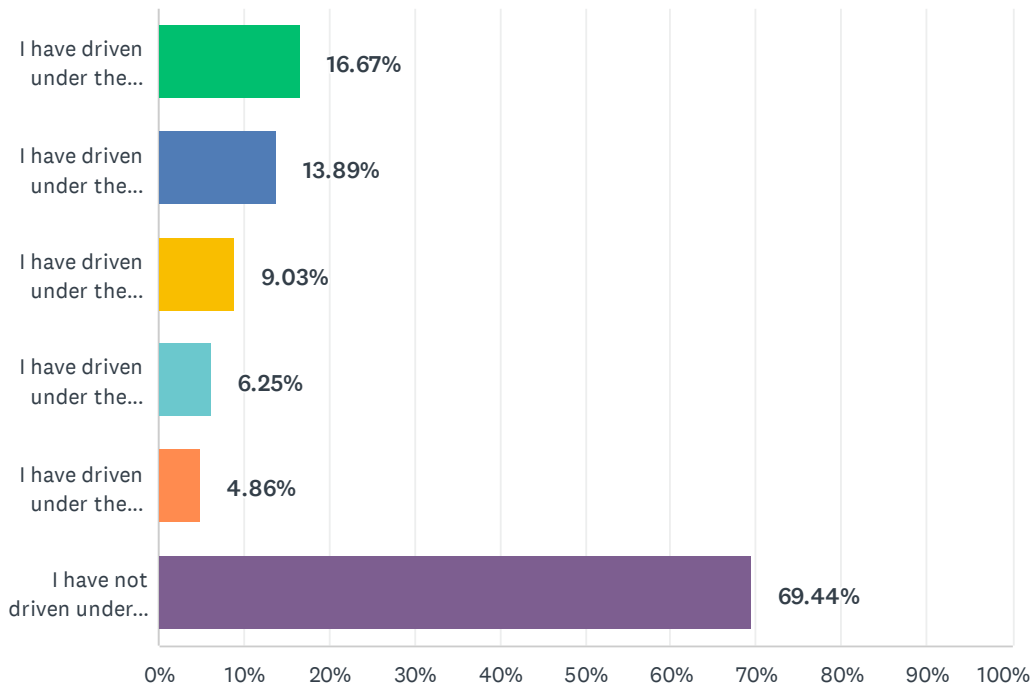
0%    10%    20%    30%    40%    50%    60%    70%    80%    90%    100%



	0 DAYS	1 TO 4 DAYS	5 TO 8 DAYS	9 TO 14 DAYS	15 TO 29 DAYS	ALL 30 DAYS	TOTAL	WEIGHTED AVERAGE
Have one or more alcoholic beverages? (1 drink = 12 ounces of beer, 5 ounces of wine, or 1.5 ounces of hard liquor)?	37.50% 54	36.81% 53	15.28% 22	6.25% 9	2.78% 4	1.39% 2	144	1.04
Have 5 or more alcoholic drinks for a male or 4 or more for a female on one occasion?	64.58% 93	20.14% 29	9.72% 14	2.08% 3	2.08% 3	1.39% 2	144	0.61
Take a prescription drug ONLY for the experience, feeling it caused, or to get high?	77.08% 111	8.33% 12	6.94% 10	4.86% 7	2.08% 3	0.69% 1	144	0.49
Use marijuana?	65.28% 94	10.42% 15	7.64% 11	7.64% 11	2.08% 3	6.94% 10	144	0.92
Use heroin?	83.33% 120	6.25% 9	2.08% 3	4.17% 6	2.78% 4	1.39% 2	144	0.41
Drive (e.g., car, truck, or motorcycle) within one to two hours of consuming 1 or more alcoholic drinks?	70.83% 102	15.28% 22	7.64% 11	3.47% 5	1.39% 2	1.39% 2	144	0.53
Drive (e.g., car, truck, or motorcycle) within one to two hours of consuming 5 or more alcoholic drinks if male or 4 or more if female?	77.08% 111	9.03% 13	5.56% 8	4.17% 6	1.39% 2	2.78% 4	144	0.52
Ride with someone (e.g., car, truck, or motorcycle) who within the previous one to two hours had 2 or more alcoholic drinks?	72.92% 105	12.50% 18	4.86% 7	6.94% 10	1.39% 2	1.39% 2	144	0.56
Drive (e.g., car, truck, or motorcycle) within one to two hours of consuming a drug other than alcohol (marijuana, prescription drug, heroin, etc.)?	74.31% 107	11.11% 16	6.94% 10	2.78% 4	2.08% 3	2.78% 4	144	0.56
Ride with someone (e.g., car, truck, or motorcycle) who had consumed a drug other than alcohol (prescription drugs, marijuana, heroin, etc.) within one to two hours after consuming the drug?	76.39% 110	11.11% 16	6.25% 9	3.47% 5	0.69% 1	2.08% 3	144	0.47

### Q11 In the past 30 days, if you have driven under the influence, please check all that may apply to you.

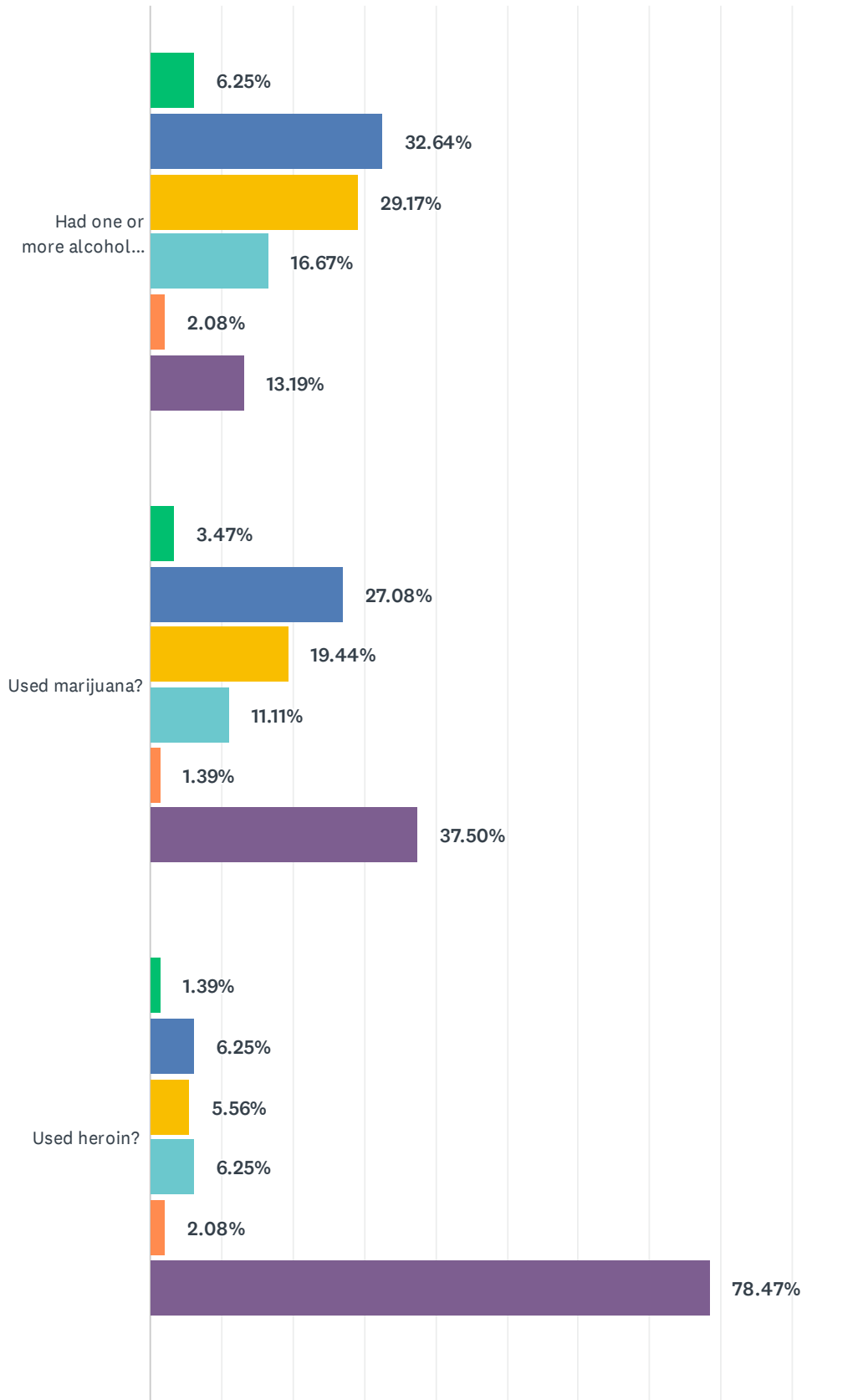
Answered: 144 Skipped: 46



ANSWER CHOICES	RESPONSES	
I have driven under the influence of alcohol	16.67%	24
I have driven under the influence of marijuana	13.89%	20
I have driven under the influence of prescription drugs	9.03%	13
I have driven under the influence of heroin	6.25%	9
I have driven under the influence of a drug not listed above	4.86%	7
I have not driven under the influence of any substance	69.44%	100
Total Respondents: 144		

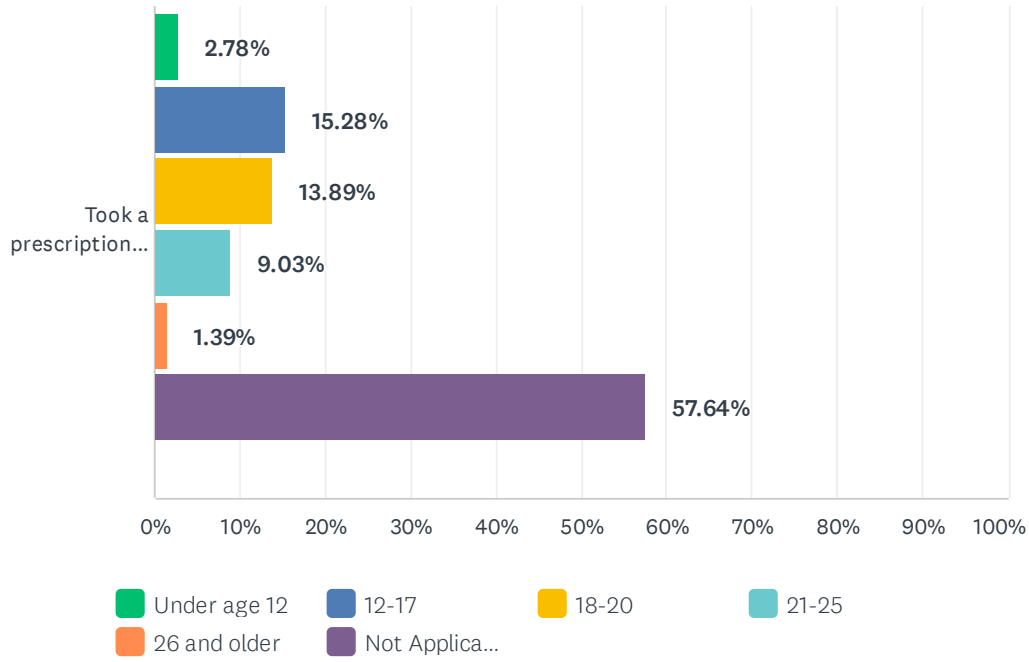
### Q12 How old were you when you first:

Answered: 144 Skipped: 46





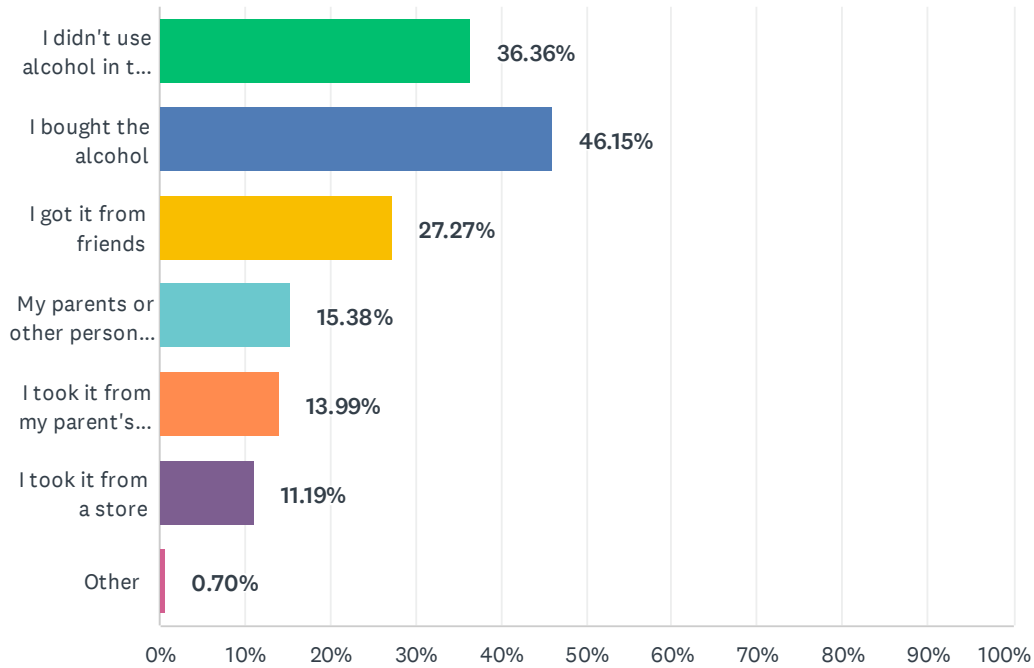
## 2023 SAFE Young Adult Survey



	UNDER AGE 12	12-17	18-20	21-25	26 AND OLDER	NOT APPLICABLE	TOTAL	WEIGHTED AVERAGE
Had one or more alcoholic beverages?	6.25% 9	32.64% 47	29.17% 42	16.67% 24	2.08% 3	13.19% 19	144	3.02
Used marijuana?	3.47% 5	27.08% 39	19.44% 28	11.11% 16	1.39% 2	37.50% 54	144	3.55
Used heroin?	1.39% 2	6.25% 9	5.56% 8	6.25% 9	2.08% 3	78.47% 113	144	4.58
Took a prescription drug ONLY for the experience, feeling it caused, or to get high?	2.78% 4	15.28% 22	13.89% 20	9.03% 13	1.39% 2	57.64% 83	144	4.06

### Q13 If you used alcohol in the past 30 days, how did you get it? (Check all that apply)

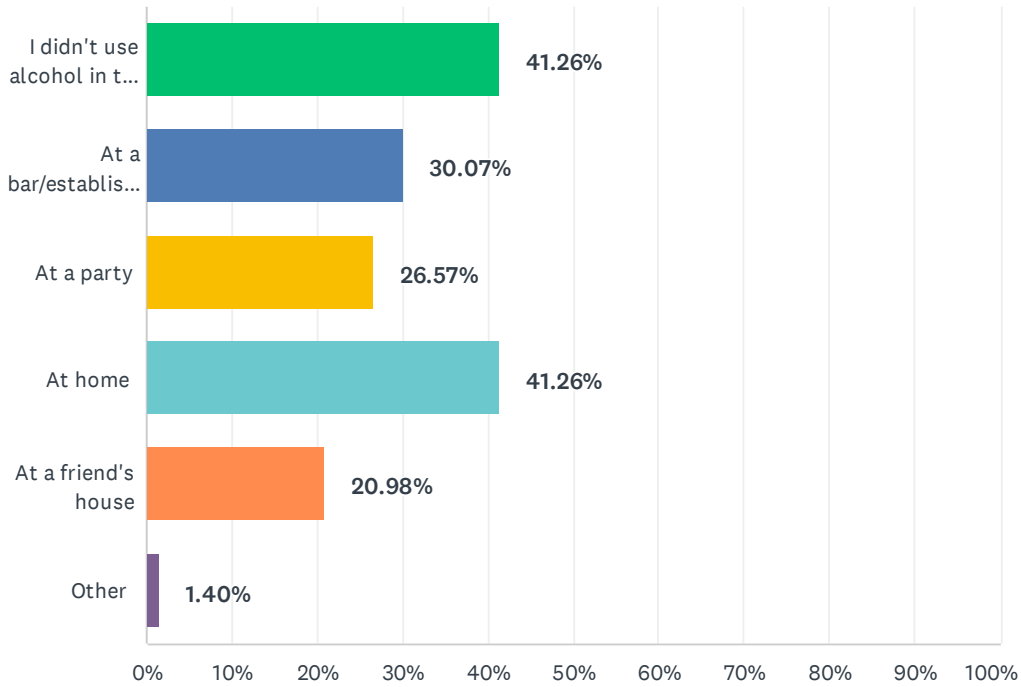
Answered: 143 Skipped: 47



ANSWER CHOICES	RESPONSES	
I didn't use alcohol in the past 30 days	36.36%	52
I bought the alcohol	46.15%	66
I got it from friends	27.27%	39
My parents or other person over 21 gave it to me	15.38%	22
I took it from my parent's house	13.99%	20
I took it from a store	11.19%	16
Other	0.70%	1
Total Respondents: 143		

### Q14 If you used alcohol in the past 30 days, where did you use it? (Check all that apply)

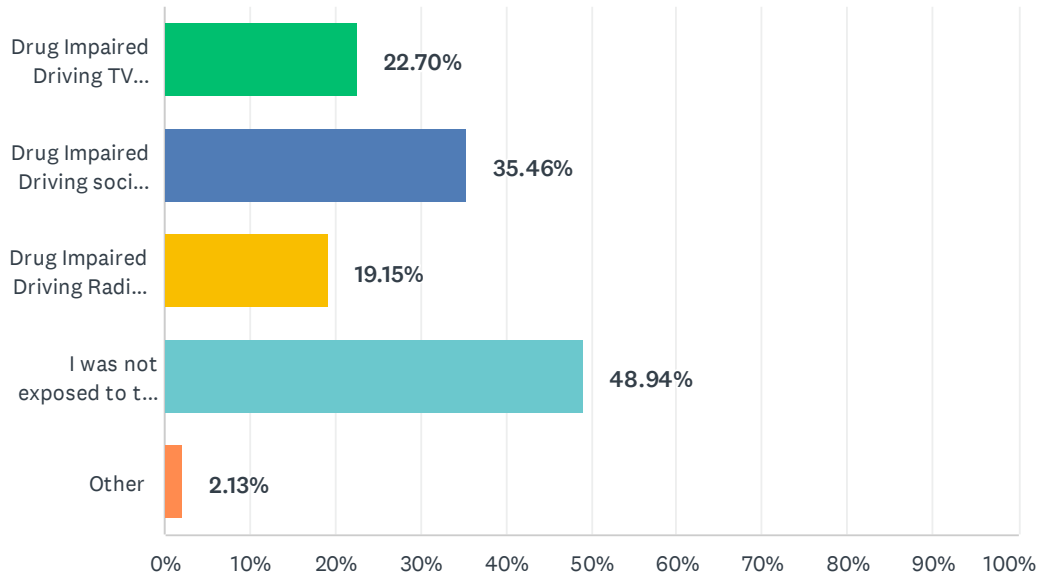
Answered: 143 Skipped: 47



ANSWER CHOICES	RESPONSES	
I didn't use alcohol in the past 30 days	41.26%	59
At a bar/establishment	30.07%	43
At a party	26.57%	38
At home	41.26%	59
At a friend's house	20.98%	30
Other	1.40%	2
Total Respondents: 143		

### Q15 Where have you seen the "Lose" video PSA campaign? (Select all that apply)

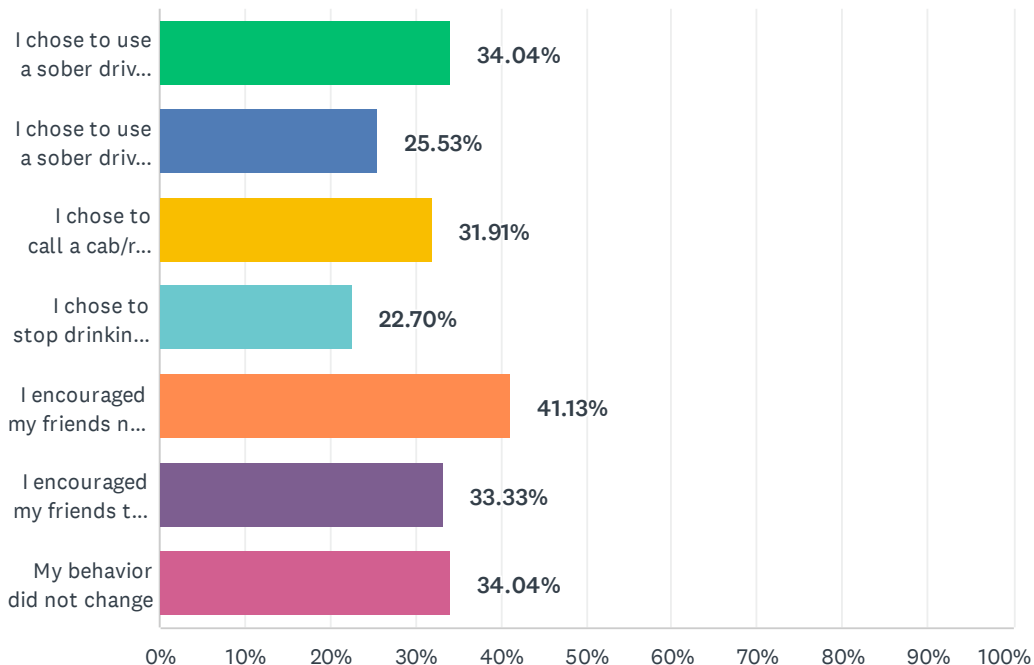
Answered: 141 Skipped: 49



ANSWER CHOICES	RESPONSES	
Drug Impaired Driving TV commercial	22.70%	32
Drug Impaired Driving social media post (Instagram, Facebook, Twitter, Youtube, Spotify)	35.46%	50
Drug Impaired Driving Radio commercial	19.15%	27
I was not exposed to the campaign until I discovered this survey	48.94%	69
Other	2.13%	3
Total Respondents: 141		

### Q16 After viewing "Lose", which of the following choices did you make: (Select all that apply)

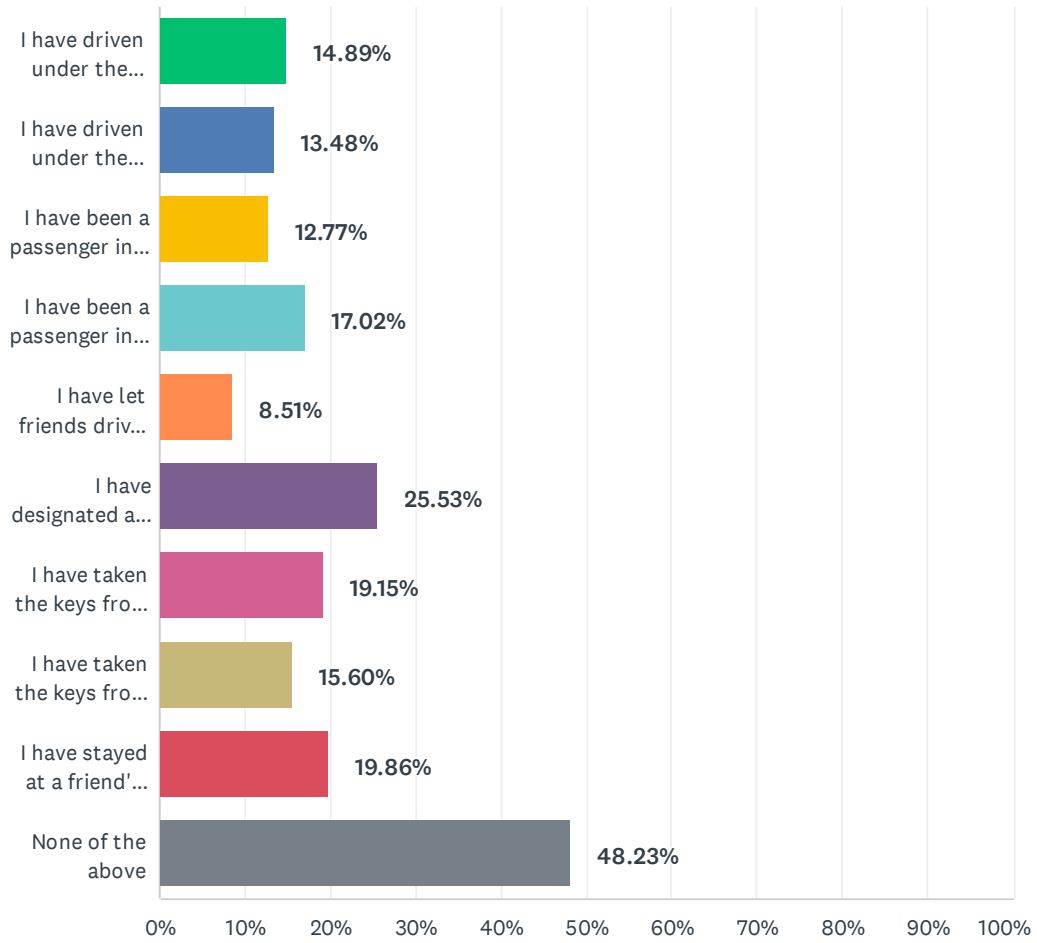
Answered: 141 Skipped: 49



ANSWER CHOICES	RESPONSES	
I chose to use a sober driver after drinking	34.04%	48
I chose to use a sober driver after using any other drug (marijuana, heroin, prescription drug, etc.)	25.53%	36
I chose to call a cab/ride share (Uber, Lyft, etc.) for a safe ride home	31.91%	45
I chose to stop drinking earlier	22.70%	32
I encouraged my friends not to drink and drive	41.13%	58
I encouraged my friends to not drive under the influence of any other drug (marijuana, heroin, prescription drug)	33.33%	47
My behavior did not change	34.04%	48
Total Respondents: 141		

### Q17 In the past 30 days... (Please check all that apply to you.)

Answered: 141 Skipped: 49



## 2023 SAFE Young Adult Survey

ANSWER CHOICES	RESPONSES	
I have driven under the influence of alcohol	14.89%	21
I have driven under the influence of a drug (marijuana, prescription drugs, heroin)	13.48%	19
I have been a passenger in a car with a driver who had been drinking	12.77%	18
I have been a passenger in a car with a driver who was under the influence of any other drug (marijuana, prescription drug, heroin, etc.)	17.02%	24
I have let friends drive drunk or buzzed	8.51%	12
I have designated a sober driver (friend, cab, Uber, Lyft, etc.)	25.53%	36
I have taken the keys from a friend who had been drinking	19.15%	27
I have taken the keys from a friend who was under the influence of a drug (marijuana, prescription drug, heroin, etc.)	15.60%	22
I have stayed at a friend's house to avoid driving under the influence of alcohol or drugs	19.86%	28
None of the above	48.23%	68
Total Respondents: 141		

## Q18 Email:

Answered: 117 Skipped: 73

ANSWER CHOICES	RESPONSES	
Name	0.00%	0
Company	0.00%	0
Address	0.00%	0
Address 2	0.00%	0
City/Town	0.00%	0
State/Province	0.00%	0
ZIP/Postal Code	0.00%	0
Country	0.00%	0
Email Address	100.00%	117
Phone Number	0.00%	0